

Schäffer Lader

THE DYNAMICS CLASS

4050 | 5050 | 5058

5060 | 5070 | 5090

9100



**Superior strength
and high lift**

YARD LOADERS, WHEEL LOADERS AND TELESCOPIC LOADERS ...

from 14 kW (20 HP) to 115 kW (156 HP). We have been developing loaders for individual requirements for almost 50 years. The satisfaction of our customers has made us what we are today: one of the most competitive and most successful suppliers of yard loaders, wheel loaders and telescopic loaders. Every day our employees create new, custom solutions. Every SCHÄFFER LOADER is the result of a synthesis between many years of experience and an innovative development spirit. Our products set standards in terms of maximum reliability and durability. With lower costs throughout the entire service life. With even more performance, safety and comfort for years to come.

made by SCHÄFFER



THE DYNAMICS CLASS OF SCHÄFFER: STRENGTH AND HIGH LIFT

The dynamics class of SCHÄFFER: Still compact, efficient wheel loader for demanding tasks. The standard Z kinematics with high break out forces fulfills highest performance requirements in construction business, in farming and all other industry. Typical of SCHÄFFER: the enormous lifting height. Model 9100 Z is capable to lift loads up to 3.80 m, hardly another wheel loader of this class raises more highly. Hydraulics also to be measured out the powerful and delicate come always good to. The absolutely area Schäffer loaders are particularly popular for is the compact style and excellent agility, too. The machines increase productivity, save time and costs. Wheel loader with built-in efficiency, naturally made by SCHÄFFER.

THE DYNAMICS CLASS

4050 Z 36 kW (50 HP)	4050 ZS 45 kW (60 HP)
5050 Z 36 kW (50 HP)	5050 ZS 45 kW (60 HP)
5058 Z 45 kW (60 HP)	5060 ZL 45 kW (60 HP)
5070 Z 56 kW (75 HP)	5090 Z 67 kW (90 HP)
9100 Z 73 kW (102 HP)	



THE 5000s WHEEL LOADERS OF SCHÄFFER: WORK POWERFULLY!


The 5000s series of SCHÄFFER sets standards. Compact machine measurements at greatest possible strength and ergonomics. The facts speak for themselves: E.g. already for years SCHÄFFER has 5060 ZL in supply, a model with low noise due to lower motor rpm and a special anti noise equipment. The acquired knowledge also is of benefit to all other loaders. The driver is the winner, he remains fit longer, his performance increases.

The two new models 5070 Z and 5090 Z are the top models within the 5000 series machines. They offer extremely high power and agility. Thanks to optimized geometry of loading arm the lifting capacity was improved again. The rear part of the chassis is redesigned and offers place for more powerful engines now. The new hood doesn't look only good but makes an optimal view possible for the driver to the rear.



KUBOTA-ENGINES

Already model 5050 Z offers good power of a 35kW/48 HP engine. Depending on model, there are different options you can go for. Model 5090 Z is equipped with a 3.3 l Kubota Turbo engine with powerfull 67 kW/ 90 PS. This is more than adequate for the most demanding situations.



COMPUTER OPTIMIZED LOADING ARM WITH Z KINEMATICS - SIMPLY STRONG

Greatest break out and lifting forces, that's what SCHÄFFER stands for. At the computer with three-dimensional CAD system designed and optimized by our engineers and masters with 50 years experience. Due to better visibility narrow at the mounting and more wider at the tool. Even at demanding tasks all desires are met.



OVERSIZED ARTICULATION JOINT

The articulation joint at 5070 Z and 5090 Z machines was strengthened again. It is unbreakable and gives perfect agility.



PENDULUM AXLE FOR BETTER STABILITY


As a standard on all 5000 series machines: The rear axle is freely suspended which greatly increases the stability and durability of the machine.



Schäffer Lader

SCHÄFFER 9100 Z: WITH 3.80 M LIFTING HEIGHT AT TOP OF IT'S CLASS

Nothing can replace lifting height – but lifting height. The 3.80 m of the SCHÄFFER 9100 Z are absolutely unchallenged. Good enough to stack about 8 bales of straw on top of each other. High feeder mixers or biogas plants are another specialty the 9100 Z. Ton on ton easy loading, reliably over years. Only a wheel loader like the Schäffer 9100 Z creates this.



Water cooled engines of Deutz. Indestructible, thrifty, quiet and strong. Together with SCHÄFFER 9100 Z a winning team.



Hydraulically pre-controlled valves make work with a 9100 Z a pure pleasure. The absolutely delicate dosage of the work hydraulics by means of one hand joy-stick and exactly defined pressure points aren't only more comfortable but also safer. The spacious and comfortable cabin keeps the driver fit longer.



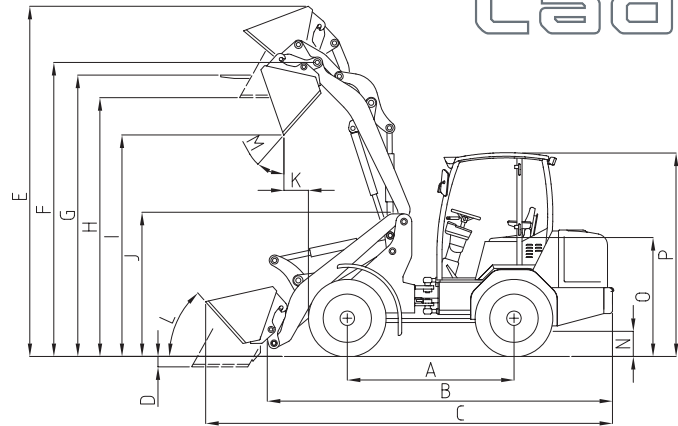
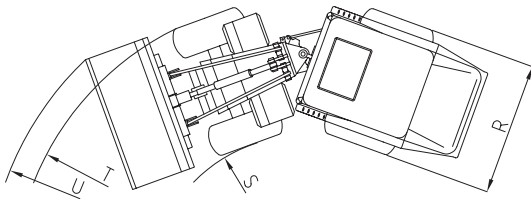
TECHNICAL DATA

	4050 Z/ZS	5050 Z/ZS	5058 Z	5060 Z	5070/5090 Z	9100 Z		
Engine	4 cyl. Kubota 36 KW (50 HP)	4 cyl. Kubota 45 KW (60 HP)	4 cyl. Kubota 36 KW (50 HP)	4 cyl. Kubota 45KW (60 HP)	4 cyl. Kubota 45 KW (60 HP)	4 cyl. Kubota 54 KW (75 PS)	4 cyl. Kubota 65 KW (90 HP)	4 cyl. Deutz 75 KW (102 HP)
Driving hydraulics	Hydraulic, automotive/ 2 gears pump output: 135 l/min Working pressure: 350 bar	Hydraulic, automotive/ 2 gears pump output: 126 l/min Working pressure: 350 bar	Hydraulic, automotive/ 2 gears pump output: 126 l/min Working pressure: 350 bar	Hydraulic, automotive/ 2 gears pump output: 126 l/min Working pressure: 350 bar	Hydraulic, automotive/ 2 gears pump output: 126 l/min Working pressure: 420 bar	Hydraulic, automotive/ 2 gears pump output: 185 l/min Working pressure: 450 bar	Hydraulic, automotive/ 2 gears pump output: 198 l/min Working pressure: 480 bar	Hydraulic, automotive/ 2 gears pump output: 198 l/min Working pressure: 480 bar
Tyres	11.5/80 - 15.3 AS Option I 15.0/55 - 17 AS	11.5/80 - 15.3 AS Option I 15.0/55 - 17 AS Option II 425/55 R17	11.5/80 - 15.3 AS Option I 15.0/55 - 17 AS Option II 500/45-10	15.0/55-17 AS Option I 500/45-20 AS Option II 425/55 R17	15.0/55-17 AS	12.5-18 MPT Profil		
Service brake	hydrostatic/Oil-immersed multi-disc brake	hydrostatic/ Oil-immersed multi-disc brake	hydrostatic/ Oil-immersed multi-disc brake	hydrostatic/ Oil-immersed multi-disc brake	hydrostatic/ Oil-immersed multi-disc brake	hydrostatic/ Oil-immersed multi-disc brake	hydrostatic/ mechanical brake	
Parking brake	Oil-immersed multi-disc brake	Oil-immersed multi-disc brake	Oil-immersed multi-disc brake	Oil-immersed multi-disc brake	Oil-immersed multi-disc brake	Oil-immersed multi-disc brake	Mechanical brake	
Working hydraulics	pump output: 48 l/min	pump output: 60 l/min	pump output: 70 l/min	pump output: 70 l/min	pump output: 70 l/min	pump output: 70 l/min	pump output: 80 l/min	
Steering hydraulics	Working pressure: 200 bar	Working pressure: 200 bar	Working pressure: 210 bar	Working pressure: 220 bar	Working pressure: 200 bar	Working pressure: 200 bar	Working pressure: 210 bar	
Steering	Fully hydraulic articulated steering system	Fully hydraulic articula- ted steering system	Fully hydraulic articula- ted steering system	Fully hydraulic articula- ted steering system	Fully hydraulic articulated steering system	Fully hydraulic articula- ted steering system	Fully hydraulic articula- ted steering system	
Lifting capacity	2.400 kg	2.550 kg	2.800 kg	2.800 kg	2.800 kg	3.800 kg		
Tipping load(straight)	2.000 kg	2.200 kg	2.400 kg	2.400 kg	2.600 kg	3.200 kg		
Tipping load(articulated)	1.500 kg	1.700 kg	2.100 kg	2.100 kg	2.250 kg	2.750 kg		
Axles	Original SCHÄFFER axles	Original SCHÄFFER axles	Original SCHÄFFER axles	Original SCHÄFFER axles	Original SCHÄFFER axles	ZS axles		
Working weight	bar: 3.100 /3.150 kg cab:3.300 /3.350 kg	hardtop: 3.250 kg cab: 3.400 kg	hardtop: 3.700 kg cab: 3.850 kg	cab: 4.050 kg	hardtop 3.800/4.170 kg cab: 3.800/4.170 kg	hardtop: 5.100 kg/5.500 kg* cab: 5.200 kg/5.600 kg*		
Speed	0 – 20 km/h, option 0 –35 km/h	0 –20 km/h, option 0 –35 km/h	0 –20 km/h, option 0 –35 km/h	0 –20 km/h, option 0 –35 km/h	0 – 20 km/h , option 0 –30 km/h	0 – 20 km/h , option 0 –35 km/h		
Electrical system	Operating voltage 12 V	Operating voltage 12 V	Operating voltage 12 V	Operating voltage 12 V	Operating voltage 12 V	Operating voltage 12 V		
Tank capacities	Fuel: 75 l Hydraulic fluid: 90 l	Fuel: 60 l Hydraulic fluid: 60 l	Fuel: 60 l Hydraulic fluid: 60 l	Fuel: 65 l Hydraulic fluid: 60 l	Fuel: 50 l Hydraulic fluid: 50 l	Fuel: 95 l Hydraulic fluid: 105 l		

* High lift



DIMENSIONS



		4050 Z/ZS	5050 Z/ZS	5058 Z	5060 ZL	5070/5090 Z	9100 Z
A	Axle base [mm]	1.680	1.720	1.930	1.930	1.930	2.230
B	Chassis length [mm]	3.790	4.100	4.240	4.240	4.240	4.650
C	Total length with standard bucket [mm]	4.520	4.780	4.870	4.870	5.050	5.360
D	Excavating depth [mm]	150	175	180	180	180	160
E	Max. working height [mm]	3.880	3.930	4.070	4.070	4.070	4.035/4.435*
F	Max. bucket pivot point [mm]	3.220	3.300	3.400	3.400	3.400	3.400/3.800*
G	Max. loading height with pallet fork [mm]	2.990	3.045	3.175	3.175	3.175	3.175/3.575*
H	Max. load over height [mm]	2.950	2.980	3.140	3.140	3.140	3.140/3.540*
I	Max. dump height [mm]	2.500	2.500	2.700	2.700	2.700	2.700/3.100*
J	Front end height [mm]	1.590	1.570	1.640	1.640	1.640	1.625/1.825*
K	Dump range [mm]	640	550	600	600	600	465
L	Crowd back	43°	50°	50°	50°	50°	50°
M	Dump angle max.	48°	50°	45°	45°	45°	45°
N	Ground clearance [mm]	280	260	330	330	330	350
O	Seat height [mm]	1.250	1.190	1.340	1.340	1.340	1.510
P	Height ROPS-Bar/folded [mm] Height cab [mm]	2.380/1.980 2.180	2.395/1.195 2.200	2.645/2.120 2.320	- 2.320	2.645/2.120 2.320	- 2.460
R	Total width [mm]	1.220 – 1.650	1.270 – 1.600	1.420 – 1.800	1.420 – 1.800	1.420 – 1.800	1.780 – 2.050
S	Track arc inside [mm]	1.310	1.410	1.670	1.670	1.670	1.650
T	Track arc outside [mm]	2.530	2.780	3.090	3.090	3.090	3.450
U	External radius with standard bucket [mm]	2.930	3.150	3.750	3.750	3.750	3.900

* High lift





The processes and methods with which SCHÄFFER loaders are developed, built, and serviced is one of a kind. The difference lies in our 50 years of experience. We think first about the operator, for we want to make his work safer, more comfortable, and more profitable as well. To this end, we employ the most modern development and production technologies at our plant in Erwitte, Germany. Lastly, however, it is our associates who work with our customers to continuously develop new solutions. Long years of commitment to the company combined with an insatiable researching spirit form the basis for our exceptional competence and our worldwide success.

The name SCHÄFFER LADER stands for more than one-of-a-kind product quality. It also stands for safety and optimal service, which we guarantee not only in Germany, but also in Europe and around the globe.

The purchase of a SCHÄFFER loader is the beginning of a long-term relationship. Only original replacement parts will allow your machine to remain a 100 % true SCHÄFFER over the years. Only then will it guarantee the reliability which you require and rightfully expect. We offer you and our service partners a 24 hour delivery service – 7 days a week, 365 days a year. And that, too, means ...

made by SCHÄFFER

SCHÄFFER offers you a product line-up with over 40 different models, each of which can be optimally adapted to your requirements. The possible applications for our loaders are numerous: in agriculture or construction, in horticulture or landscaping, in industry and trade, in horse husbandry or in warehousing – SCHÄFFER is always your first choice.



Your Dealer:

Schaeffer Lader

SCHÄFFER MASCHINENFABRIK GMBH
Postfach 10 67 | D-59597 Erwitte
Phone +49 02943 9709-0
Fax +49 02943 9709-50
info@schaeffler-lader.de
www.schaeffler-lader.de