

# Schäffer Lader

## ***THE COMPACT CLASS***

**3033 | 3036 | 3050  
3150 | 4048**



**Optimised ergonomics  
and power**

## YARD LOADERS, WHEEL LOADERS AND TELESCOPIC LOADERS ...

from 14 kW (20 HP) to 115 kW (156 HP). We have been developing loaders for individual requirements for almost 50 years. The satisfaction of our customers has made us what we are today: one of the most competitive and most successful suppliers of yard loaders, wheel loaders and telescopic loaders. Every day our employees create new, customised solutions. Every SCHÄFFER LOADER is the result of a synthesis between many years of experience and an innovative development spirit. Our products set standards in terms of maximum reliability and durability. With lower costs throughout the entire service life. With even more performance, safety and comfort for years to come.

*made by SCHÄFFER*



## **THE SCHÄFFER COMPACT CLASS: OPTIMISED ERGONOMICS AND POWER**

The SCHÄFFER 3000/4000 compact class are the ideal equipment for use in confined spaces where great power and user-friendliness must be combined with compact machine dimensions, making SCHÄFFER a leading brand in this segment. The compact machines are also very sturdy and can be used even at extreme temperatures, be it minus 30 degrees Celsius in Iceland or plus 45 degrees Celsius in Australia. The reliability and power of SCHÄFFER loaders is legendary. They can be used for a wide range of tasks in fields such as agriculture, horticulture and landscape gardening, the building industry, warehousing and municipal services. With SCHÄFFER loaders, you can simply move more in less time.

### **THE COMPACT CLASS**

<b>3033</b>	24 kW (33 HP)	<b>3033 S</b>	33 kW (45 HP)
<b>3036</b>	27 kW (36 HP)	<b>3036 S</b>	33 kW (45 HP)
<b>3050</b>	36 kW (50 HP)		
<b>3150</b>	36 kW (50 HP)	<b>3150 S</b>	45 kW (60 HP)
<b>4048</b>	36 kW (50 HP)	<b>4048 S</b>	45 kW (60 HP)



## THE SCHÄFFER COMPACT CLASS: OPTIMISED ERGONOMICS AND POWER

The needs of the machine operator are at the heart of all loader designs by SCHÄFFER, as our engineers know that only ergonomically optimised equipment can ensure great performance in the long run. In many cases, it is a detail that makes all the difference: adjustable steering column, easily reachable hand brake, comfortable seat with extremely long spring travel or sensitive and powerful hydraulics are just a few examples of what you can expect in SCHÄFFER compact models. Loading is just so much easier with SCHÄFFER loaders, saving time and costs and improving safety.



## GREAT POWERS AT WORK ...

KUBOTA is the world's leading manufacturer of compact diesel engines up to 73 kW/100 HP. The engines of the latest generation use even less fuel, and their fume and soot emissions have also been reduced. Kubota simply converts every drop of fuel into useful power. The modern GRP bonnet effectively reduces the noise of the engine. Mechanics and drivers will be pleased to know that they can now reach all parts that require maintenance without having to strain their fingers.



## SCHÄFFER AXLES – FOR GREATER SAFETY AND STABILITY

SCHÄFFER axles are optimised for each model. The force of the hydrostatic drive system is converted into high thrust forces. In this class, there is probably no axle that is stronger than the SCHÄFFER 6L with its drive shaft diameter of 70 mm. The loader is equipped with a wear-resistant "Easy Brake" multi-disc brake. This technology is normally only used in high-capacity wheel loaders.



## COMFORT AND SAFETY? WE HAVE IT.

The articulated joint of the 3000 compact class is fully maintenance-free, doing away with daily lubrication. Even more important: the joint is also virtually indestructible. That is why we offer you a warranty for this component of 3 years or 3000 operating hours, thus making your investment even safer.



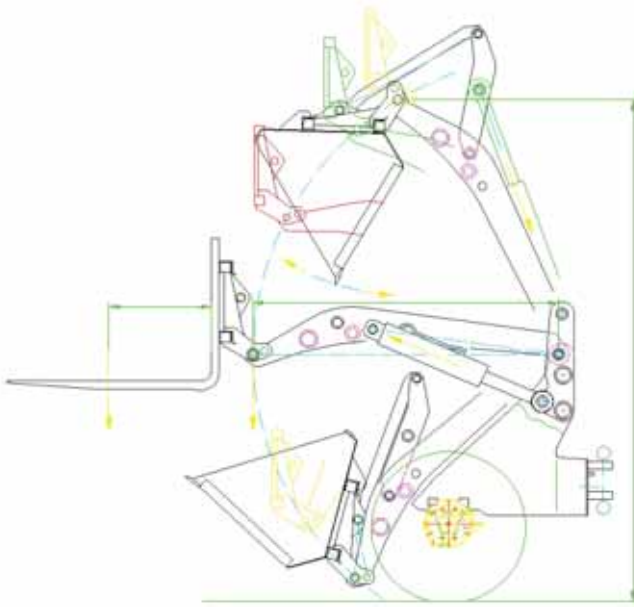
## **SCHÄFFER 3150: THE LOADER FOR HORTICULTURE AND LANDSCAPE GARDENING**

Special tasks require special machines: most horticultural and gardening jobs require great lifting power. The SCHÄFFER 3150 has a lot to offer in this regard: With an operating weight of 2300 kg, the loader's maximum tipping load is a remarkable 1.8 t. Do you wish to lift a pallet of paving stones from a lorry and transport it to the building site? With the SCHÄFFER 3150, this is not a problem. Its great manoeuvrability is particularly useful when working in confined spaces. With a recommended minimum width of 1.20 m, the machine can reach more spots than other comparable loaders. This simply means that more work is done faster and with less effort. This in turn results in considerable cost savings.



The 3150 model is also available with a drive system that allows for a maximum speed of 30 km/h, so that the machine can be driven from one site to the next. Thanks to its low weight of only 2.5 t, the machine can be transported on a small trailer.

# Schäffer Lader



The newly developed boom is computer-designed and is a technical masterpiece that has since been extensively tested in practice. The optimised geometry greatly contributes to the improved lifting power of the 3150. The design focuses on the main purpose of a loader, namely the conversion of power into performance.



Heavy loads: not a problem!



Operators can at all times see the attachment.



The SCHÄFFER 3150 can be used to load goods also onto high HGV trailers.

## TECHNICAL DATA

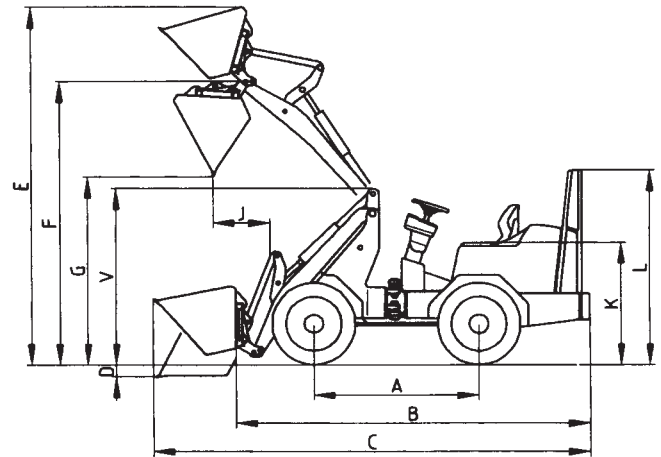
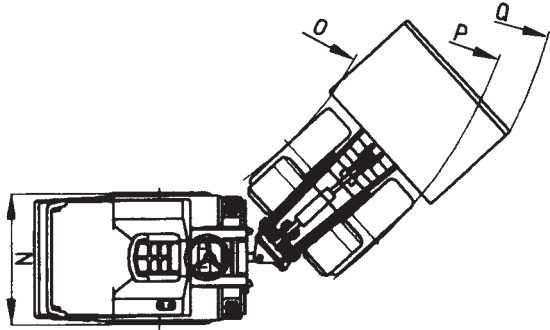
	3033/ S	3036/ S	3050	3150/ S	4048/ S
<b>Engine</b>	3-cylinder Kubota/4-cylinder Kubota 24 kW)	3-cylinder Kubota/4-cylinder Kubota 26.5 kW (36 HP)/33 kW (45 HP)	4-cyl. Kubota 36 kW (50 HP)	4-cyl. Kubota 36 kW (50 HP)	4-cyl. Kubota 36 kW (50 HP)/ 43 kW (58 HP)
<b>Driving hydraulics</b>	Hydrostatic automotive output: 135 l/min Working pressure: 350 bar	Hydrostatic automotive Option: 2 speeds Pump output: 135 l/min Working pressure: 350 bar	Hydrostatic automotive 2 speeds Pump output: 135 l/min Working pressure: 350 bar	Hydrostatic automotive 2 speeds Pump output: 135 l/min Working pressure: 350 bar	Hydrostatic automotive 2 speeds Pump output: 135 l/min Working pressure: 350 bar
<b>Tyres</b>	10.075 - 15.3 AS Option I 31x15.5-15	10.075 - 15.3 AS Option I 11.5/80 -15.3 AS Option II 15.0/55 - 17 AS	10.075 - 15.3 AS Option I 11.5/80 -15.3 AS Option II 15.0/55 - 17 AS	10.075 - 15.3 AS Option I 11.5/80 -15.3 AS Option II 15.0/55 - 17 AS	11.5/80 - 15.3 AS Option I 15.0/55 -17 AS
<b>Service brake</b>	Combined brake Hydrostatic and multi-disc brake	Combined brake Hydrostatic and multi-disc brake	Combined brake Hydrostatic and multi-disc brake	Combined brake Hydrostatic and multi-disc brake	Combined brake Hydrostatic and multi-disc brake
<b>Parking brake</b>	Oil-immersed multi-disc brake	Oil-immersed multi-disc brake	Oil-immersed multi-disc brake	Oil-immersed multi-disc brake	Oil-immersed multi-disc brake
<b>Working hydraulics</b>	Pump output: 40 l/min	Pump output: 45 l/min	Pump output: 45 l/min	Pump output: 45 l/min	Pump output: 54 l/min
<b>Steering hydraulics</b>	Working pressure: 200 bar	Working pressure: 200 bar	Working pressure: 200 bar	Working pressure: 200 bar	Working pressure: 200 bar
<b>Steering</b>	Fully hydraulic articulated steering system	Fully hydraulic articulated steering system	Fully hydraulic Articulated steering system	Fully hydraulic Articulated steering system	Fully hydraulic Articulated steering system
<b>Lifting capacity</b>	1,600 kg	1,650 kg	1,700 kg	2,100 kg	2,300 kg
<b>Tipping load (straight)</b>	1,100 kg	1,200 kg	1,400 kg	1,850 kg	1,800 kg
<b>Tipping load (articulated)</b>	750 kg	800 kg	950 kg	1,300 kg	1,100 kg
<b>Axles</b>	Original Schäffer axles*	Original Schäffer axles*	Original Schäffer axles*	Original Schäffer axles*	Original Schäffer axles*
<b>Working weight</b>	2,070 kg	2,110 kg	2,250 kg	2,500 kg	2,720 kg
<b>Speed</b>	0 - 15 km/h - stepless Option: 0 - 20 km/h	0 - 15 km/h - stepless Option: 0 - 20 km/h	0 - 15 km/h - stepless Option: 0 - 20 km/h	0 - 15 km/h - stepless Option: 0 - 30 km/h	0 - 20 km/h - 2 speeds gear switching under load possible
<b>Electrical system</b>	Operating voltage 12 V Battery: 74 Ah	Operating voltage 12 V Battery: 74 Ah	Operating voltage 12 V Battery: 74 Ah	Operating voltage 12 V Battery: 74 Ah	Operating voltage 12 V Battery: 74 Ah
<b>Tank capacities</b>	Fuel: 58 l Hydraulic fluid: 50 l	Fuel: 58 l Hydraulic fluid: 50 l	Fuel: 48 l Hydraulic fluid: 50 l	Fuel: 48 l Hydraulic fluid: 50 l	Fuel: 75 l Hydraulic fluid: 70 l

\* on request available with limited-slip differential





## DIMENSIONS



			3033	3036	3050	3150	4048
<b>A</b>	Axle base	[mm]	1.560	1.560	1.560	1.560	1.580
<b>B</b>	Chassis length	[mm]	3.300	3.300	3.380	3.380	3.470
<b>C</b>	Total length with standard bucket	[mm]	4.090	4.090	4.170	4.070	4.180
<b>D</b>	Excavating depth	[mm]	155	155	135	135	200
<b>E</b>	Max. working height	[mm]	3.530	3.530	3.550	3.000	3.840
<b>F</b>	Max. bucket pivot point	[mm]	2.950	2.950	2.970	2.500	3.270
<b>G</b>	Max. dump height	[mm]	2.100	2.100	2.120	1.700	2.420
<b>J</b>	Dump range	[mm]	560	560	560	560	450
<b>K</b>	Seat height	[mm]	1.100	1.100	1.120	1.120	1.250
<b>L</b>	Rollover bar height (folded)	[mm]	1.800	1.800	1.820	–	1.950
	Height ROPS-bar/folded	[mm]	2.260/1.860	2.260/1.860	2.280/1.880	2.280/1.880	2.380/1.980
	Height with protective roof	[mm]	2.120	2.130	2.220	2.200	2.270
	Height with cabin/hardtop	[mm]	2.120	2.120	2.140	2.140	2.180
<b>N</b>	Total width	[mm]	940-1.290	1.020-1.440	1.020-1.440	1.020-1.600	1.220-1.650
<b>O</b>	Track arc inside	[mm]	1.140	1.140	1.140	1.140	1.310
<b>P</b>	Track arc outside	[mm]	2.140	2.140	2.140	2.140	2.530
<b>Q</b>	External radius with standard bucket	[mm]	2.475	2.475	2.475	2.475	2.880
<b>V</b>	Front end height	[mm]	1.660	1.660	1.680	1.530	1.820





The manner in which SCHÄFFER loaders are developed, manufactured and serviced is simply unique. The difference is due to our 50 years of experience. First we think of the operator, because we want to make his job safer, more convenient and more profitable. That is why we use state-of-the-art development and manufacturing technologies at our plant in Erwitte. In the end, however, our employees are the ones who are in close contact with the end user and repeatedly come up with new solutions. Long years of employment with the company, together with an inexhaustible research spirit, form the basis for our special competence and our continued success.

The name SCHÄFFER means much more than unrivalled product quality. It also stands for safety and optimum service, which we guarantee not only in Germany, but also throughout Europe and around the world.

The purchase of a SCHÄFFER loader is the beginning of a long-term relationship. Your machine will remain a 100 % authentic SCHÄFFER only with original replacement parts. Only then are you guaranteed the operational reliability that you need and rightly expect. We offer you and our service partners 24-hour delivery service – 7 days a week, 365 days a year. That, too, is the meaning of ....

*made by SCHÄFFER*

SCHÄFFER offers you a product range of nearly 40 different models that can be individually adjusted to suit your needs. The areas of application for our loaders are diverse: for agriculture, construction, horticulture and landscaping, industry and trade, horse keeping or warehouse management – SCHÄFFER is always the first choice.



Your dealer:

# Schaeffer Lader

SCHÄFFER MASCHINENFABRIK GMBH  
Postfach 10 67 | D-59597 Erwitte  
Phone +49 02943 9709-0  
Fax +49 02943 9709-50  
info@schaeffler-lader.de  
www.schaeffler-lader.de